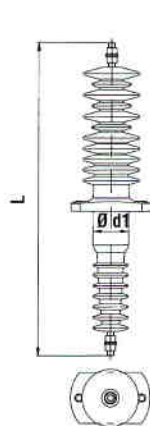
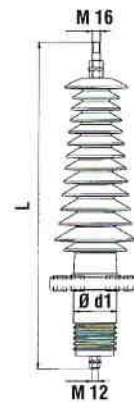


# Venkovní / vnitřní průchodky do 45 kV

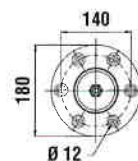
Outdoor / indoor bushings up to 45 kV



Obr. 1 / Fig. 1



Obr. 2 / Fig. 2



## Venkovní / vnitřní průchodky se svorníkem / outdoor / indoor bushings with bolt

| Typ         | Obr. | Obj. č.   | Výkres č.   | Jmenovité výdržné napětí při atmosférickém impulzu | Jmenovité napětí | Jmenovitý proud | L   | Povrchová dráha   | Váha   |
|-------------|------|-----------|-------------|----------------------------------------------------|------------------|-----------------|-----|-------------------|--------|
| Type        | Fig. | Art. No.  | Drawing No. | Lighting impulse withstand voltage                 | Rated voltage    | Rated current   | L   | Creepage distance | Weight |
|             |      |           |             | kV                                                 | kV               | A               | mm  | mm                | kg     |
| GFD 12/250  | 1    | 004180-00 | M0725       | 75                                                 | 12               | 250             | 540 | 542               | 6      |
| GFD 12/400  | 1    | 004181-00 | M0725       | 75                                                 | 12               | 400             | 540 | 542               | 6,4    |
| GFD 12/630  | 1    | 004182-00 | M0725       | 75                                                 | 12               | 630             | 540 | 542               | 6,8    |
| GFD 12/1000 | 1    | 004183-00 | M0725       | 75                                                 | 12               | 1000            | 540 | 542               | 9,1    |
| GFD 24/250  | 1    | 000294-00 | M0069       | 125                                                | 24               | 250             | 740 | 815               | 8,2    |
| GFD 24/400  | 1    | 000292-00 | M0069       | 125                                                | 24               | 400             | 740 | 815               | 8,8    |
| GFD 24/630  | 1    | 000293-00 | M0069       | 125                                                | 24               | 630             | 740 | 815               | 9,3    |
| GFD 24/1000 | 1    | 000412-00 | M0069       | 125                                                | 24               | 1000            | 740 | 815               | 10,5   |
| GFD 36/400  | 1    | 000295-00 | M0071       | 170                                                | 36               | 400             | 852 | 1310              | 13,5   |
| GFD 36/630  | 1    | 000296-00 | M0071       | 170                                                | 36               | 630             | 852 | 1310              | 14,3   |
| GFD 36/1000 | 1    | 000475-00 | M0071       | 170                                                | 36               | 1000            | 900 | 1310              | 16,4   |

## Tranformátorové průchodky / Transformer bushings

| Typ         | Obr. | Obj. č.   | Výkres č.   | Jmenovité napětí | Povrchová dráha   | Jmenovitý proud | L   | Povrchová dráha   | Váha   |
|-------------|------|-----------|-------------|------------------|-------------------|-----------------|-----|-------------------|--------|
| Type        | Fig. | Art. No.  | Drawing No. | Rated voltage    | Creepage distance | Rated current   | L   | Creepage distance | Weight |
|             |      |           |             | kV               | kV                | A               | mm  | mm                | kg     |
| DTG 45s-M16 | 2    | 000193-00 | M0444       | 45               | 970               | 250             | 8,9 | 639               | 86     |
| DTG 45s-M12 | 2    | 000767-00 | M0444       | 45               | 970               | 250             | 8,9 | 639               | 86     |